

SRS

Saudi Retina Symposium مؤتمر الشبكية السعودي

19
CME
HOURS



07-09
MARCH
2024

Riyadh - Saudi Arabia

Saudi Retina Group is pleased to welcome you all to the Saudi Retina Symposium 2024 in Riyadh. Reconnect face to face with colleagues and share the most updated scientific information and discuss the new hot topics in surgical as well as medical retina.

SRS

SAUDI
RETINA
مجموعة الشبكية السعودية

Welcome to the Dawn of a Brighter Vision: Saudi Retina Symposium

A warm welcome to all esteemed specialists joining us at the Saudi Retina Symposium! We, the Saudi Retina Group (SRS), are thrilled to have you embark on this groundbreaking journey with us.



SRS

SAUDI
RETINA
مجموعة الشبكية السعودية

رؤية
VISION
2030
المملكة العربية السعودية
KINGDOM OF SAUDI ARABIA



Under the Auspices of His Excellency



Prof. Bandar Al Knawy

Chief Executive Officer, Ministry of National Guard Health Affairs
president, King Saud bin Abdulaziz University for Health Sciences



SRS IN BRIEF

VISIONARIES GATHER.
KNOWLEDGE IGNITES.
THE FUTURE OF SIGHT UNFOLDS.

A pioneering event organized by the Saudi Retina Group (SRS), leading specialists and cutting-edge knowledge to bright the future of retina care in Saudi Arabia.

Aligned with Saudi Vision 2030's healthcare goals, the symposium underscores the Kingdom's commitment to enhancing lives and advancing medical excellence.

Preventing blindness is the paramount aspiration. This core mission forms the foundation of the SRS, focusing on pioneering retina treatment and innovative technologies.

Spearheading awareness about retinal health and its critical link to diabetes, the SRS operates with a holistic vision, aiming to benefit the entire field of retina care and ultimately elevate patient well-being.

Through fostering knowledge exchange and creating a unified network of retina specialists within Saudi Arabia, the symposium facilitates seamless collaboration, shaping a brighter future for retina care in the Kingdom.

SRG President

Hassan ALDhibi, MD

Vitreoretinal & Uveitis Senior Academic Consultant
 Adjunct Professor
 President of Saudi Retina Group
 MEACO-MEAVRS Board member
 Chief Uveitis Division of King Khaled Eye Specialist Hospital - Riyadh



Ophthalmology Department Chairman

Tariq Al Debasi, MD, FRCS

Deputy Executive Director - Clinical-Medical Services
 Chairman - Department of Ophthalmology
 Associate Professor of Ophthalmology, College of Medicine-KSAU-HS
 Ministry of National Guard Health Affairs



SRS President

Mohammad AlHazzazi, BSC, MD

Consultant ophthalmology and Retina specialist
 Assistant professor, college of medicine-KSAU-HS
 Head of Retina division, KAMC
 Program director of surgical retina fellowship
 Chairman, Ophthalmology committee of Saudi FDA



SRS

SAUDI
RETINA
مجموعة الشبكية السعودية



Table of Contents

Scientific Committee	9
Speakers	12
SRS Main Program DAY 1 19 DAY 2 21 DAY 3 24	18
SRS Posters & Videos Presentation	28
SRS Floor Plan	32
Sponsors	33

SRS

SAUDI
RETINA
مجموعة الشبكية السعودية



Scientific Committee



Mohamed AlHazzazi

Chairman



Yahya AlZahrani

Member



Essam AlHarthi

Member



Abdullah Aoun AlQahtani

Member



Adel AlAkeely

Member



Abdulrahman AlBloushi

Member



EYLEA[®]

(aflibercept solution for injection)

Speakers



Abdullah S. AlQahtani



Abdulrahman AlBloushi



Abdulrahman AlZaid



Abdulrahman Badawi



Adel AlAkeely



Adnan Tufail



Ahmed Abu ElAsrar




Ahmed Algethami



Ahmed Habib



Ahmed Sallam



Alan J. Franklin



Amal Al Aliyani



Amro Abukhashabah



Arun Singh



Ashraf AlShaarawy



Athanasios Nikolakopoulos



Bilal Najeeb



Ehab ElRayes






Faisal AlQahtani



Faisal Fayyad



Fatemeh Heidary



Felipe Scala



Flavio Rezende



Francesco Boscia



Gemmy Cheung



Hany Hamza



Hassan Aldhibi



Hatim Batawi



Hussain Khaqan



Hussein Almuhtaseb




Karsten Klabe



Karim Raafat



Kazuaki Kadonosono



Khalid AlSabt



Lukan Mishev



Magdy Moussa





Mangat Dogra



Mario Romano



Marwan Abouammoh



Mohamed Hashem



Mohamed Tawfik



Mohammed AlHazzazi




Mohammed Abdulkareem



Mohammed AlFalah



Nancy Holekamp



Nicola Ghazi



Rajeev Muni



Rayan Al-Shareef



Remzi Avcı



Reyadh Albeladi



Reza Gharebaghi



Saad Waheeb



Saleh Abdulaziz Al Amro



Saleh AlShehri





Sandro Di Simplicio



Sawsan Nowilaty




Sengul Ozdek



Shunji Kusaka



Stratos Gotzaridis




Sulaiman Alsulaiman



Sundaram Natarajan




Tamer Mahmoud



Tariq Alzahem



Tatyana Avanesova



Yahya A. Alzahrani





NOW APPROVED IN SAUDI ARABIA

SRS Main Program

SRS MAIN PROGRAM - DAY 1

Thursday 7 March 2024

T01, Live Surgery

Time: 08:30 - 12:00

Moderator: Ahmed Sallam**Theater Moderator:** Abdullah AlQahtani**Surgeons:** Mohammad ALHazzazi, Sandro Di Simplicio, Khalid Alsabti, Lukan Mishev, Stratos Gotzaridis, Remzi Avci, Francesco Boscia, Ehab ElRayes.**Panel:** Kazuaki Kadonosono, Adel Alakeely, Mario Romano, Sengul Ozdek, Tamer Mahmoud, Hassan Aldhibi, Yahya Al Zahrani, Faisal Fayyad, Flavio Rezende.

Registration & Lunch Break

Time: 12:00 - 13:00

T02, Macular Surgery I

Time: 13:00 - 13:50

Moderator: Tamer Mahmoud**Panel:** Kazuaki Kadonosono, Ashraf Shaarawy, Mario Romano, Flavio Rezende.

13:00 - 13:06	CLOSE Classification: One Step Closer on Surgical Decision-making for > 400 Microns Macular Hole.	Flavio Rezende
13:06 - 13:12	Autologous Retinal Tansplant Updates 2024.	Tamer Mahmoud
13:12 - 13:18	Surgical Outcome of Lamellar Macular Holes; Global Study from Multiple Tertiary Care Centers.	Kazuaki Kadonosono
13:18 - 13:24	New Insight on LMH: Imbalance of Neurovascular Coupling and Role of the Surgery.	Mario Romano
13:24 - 13:30	Macular Holes in Macular Telangiectasia: Implications of the Global Study.	Tamer Mahmoud
13:30 - 13:36	Tips and Tricks in Vitrectomy for Myopic Traction Maculopathy	Shunji Kusaka
13:36 - 13:42	Clinical Findings Predicting Posttraumatic Endophthalmitis after Repair of Open Globe Injuries	Marwan Abouammoh
13:42 - 13:50	Discussion	

T03, Retinal Detachment I

Time: 13:52 - 14:56

Moderator: Ahmed Sallam**Panel:** Marwan Abouammoh, Tatyana Avanesova, Sundaram Natarajan.

13:52 - 13:58	Scleral Buckle Surgery.	Ahmed Sallam
13:58 - 14:04	Retinal Detachment Management. Reducing the Post-operative Complications by not Completely Draining the Subretinal Fluid at the End of the Vitrectomy.	Stratos Gotzaridis
14:04 - 14:10	Role of Scleral Buckling in Management of PVR Cases of RRD.	Tatyana Avanesova
14:10 - 14:16	Radial Retinectomy; is it worth?	Mohamed Tawfik
14:16 - 14:22	Floaterectomy Pros and Cons.	Francesco Boscia
14:22 - 14:28	Step Therapy Pros and Cons: Pre-PPV gas in Primary RD.	Flavio Rezende
14:28 - 14:34	Effectiveness of Robotics Assisted Retinal Arterial Cannulation with tPA for CRAO due to Thrombus.	Kazuaki Kodonosono
14:34 - 14:40	Management of Traumatic PVR.	Sundaram Natarajan
14:40 - 14:46	ILM Peeling in Vitreomacular Traction Syndromes. A Real Functional and Anatomical Benefit or an Attractive Video Clip.	Ashraf Shaarawy
14:46 - 14:56	Discussion	

T04, Pachychoroid Spectrum**Time: 14:58 - 15:45****Moderator:** Nicola Ghazi**Panel:** Gemmy Cheung, Ahmed Abu El-Asrar, Francesco Boscia.

14:58 - 15:04	Pachychoroid Disease Updates.	Gemmy Cheung
15:04 - 15:10	Long Term Continuous Eplerenone Treatment for Chronic Central Serous Chorioretinopathy.	Francesco Boscia
15:10 - 15:16	Central Serous Chorioretinopathy - Updates on Imaging and Management”.	Gemmy Cheung
15:16 - 15:22	Comparison of Choroidal Thickness in Eyes with Acute Central Serous Chorioretinopathy and the Asymptomatic Fellow Eyes in Omani Population.	Amal Said Al Aliyani
15:22 - 15:28	Distinguishing Features of Initial-onset Acute Vogt-Koyanagi-Harada Disease and Acute Central Serous Chorioretinopathy on Multimodal Imaging.	Abdulrahman Abloushi
15:28 - 15:34	Comparisons of Choroidal Blood Flow Velocity Between Initial-onset Acute Uveitis Associated with Vogt-Koyanagi-Harada Disease and Acute Central Serous Chorioretinopathy.	Ahmed Abu El-Asrar
15:34 - 15:45	Discussion	

Coffee Break**Time: 15:45 - 16:10****T05, Diabetic Eye Disease - Surgical****Time: 16:10 - 17:21****Moderator:** Ashraf Shaarawy**Panel:** Mohammad Alhazzazi, Kazuaki Kodonosono, Alan Franklin, Yahya ALZahrani.

16:10 - 16:16	Does Vitreous Surgery Play a Role in the Management of Diabetic Macular Edema?	Faisal Fayyad
16:16 - 16:22	Early Vitrectomy for Complications of Proliferative Diabetic Retinopathy.	Francesco Boscia
16:22 - 16:28	360 Diabetic TRD with 20/20, will You Operate!	Mohammad Alhazzazi
16:28 - 16:34	Vitrectomy for PDR.	Alan Franklin
16:34 - 16:40	Diabetic Vitrectomy the Conservative Approach.	Ahmed Sallam
16:40 - 16:46	Pars Plana Vitrectomy in Type I Diabetics with Tractional Retinal Detachment; Surgical Technique, Rate of Complications, and Factors of Success.	Faisal Saeed ALQahtani
16:46 - 16:52	Evaluation of Peeling of the Posterior Leaflet of Vitreoschisis in Diabetic Vitrectomy an Important Step for Anatomical and Functional Success.	Ashraf Shaarawy
16:52 - 16:58	Retinal Vascular Occlusions in the Era of Anti-VEGF; any Opportunity for Surgery?	Khalid Alsabti
16:58 - 17:04	Recurrent Retinal Detachment in Diabetic Vitrectomy.	Faisal Fayyad
17:04 - 17:10	How to Enhance Visualization During Vitrectomy with Ngenuity 1.5.	Kazuaki Kodonosono
17:10 - 17:16	Anterior Segment Related Poor Visibility During Vitreoretinal Surgery.	Francesco Boscia
17:16 - 17:21	Discussion.	

T06, Macular Surgery II**Time: 17:22 - 18:14****Moderator:** Hassan Aldhibi**Panel:** Remzi Avci, Mario Romano, Abdullah S. ALQahtani.

17:22 - 17:28	Surgical Treatment Using Anterior Segment OCT Analyzer for Myopic Traction Maculopathy.	Kazuaki Kodonosono
17:28 - 17:34	Reconstruction of the Macula in Chronic Complex Macular Holes.	Tamer Mahmoud

17:34 - 17:40	How to Overcome Surgical Challenges in Myopic Macular Holes with very Long Axial Lengths.	Khalid Alsabti
17:40 - 17:46	Optic Disc Pit & Associated Serous Macular Detachment; Treat Wisely.	Hussain Khaqan
17:46 - 17:52	Macular Hole Surgery in Behçet's Disease.	Hassan Aldhibi
17:52 - 17:58	Morphologic Stages of Full-thickness Macular Hole Assessed with Spectral Domain Optical Coherence Tomograph.	Hatim Batawi
17:58 - 18:04	Surgical Indication in Tractional Macular edema.	Athanasios Nikolakopoulos
18:04 - 18:14	Discussion.	

SRS MAIN PROGRAM - DAY 2

Friday 8 March 2024

F01, Multi Modal Imaging

Time: 08:00 - 08:44

Moderator: Mario Romano, Adel Alakeely**Panel:** Magdy Moussa, Rajeev Muni, Ahmed Abu El-Asrar.

08:00 - 08:06	OCTA Vs FFA in 2024 Are We There?	Magdy Moussa
08:06 - 08:12	High Myopia, Diagnostic Challenges: Role of Multi Modal Imaging.	Karim Raafat
08:12 - 08:18	OCT Guided Surgical Decision Making.	Adel Alakeely
08:18 - 08:24	Imaging in Retinal Detachment Repair.	Rajeev Muni
08:24 - 08:30	Multimodal Imaging at the Outer Retina and Beyond: Digging Deep!	Magdy Moussa
08:30 - 08:36	Displacement and Intraretinal Gliosis: Biomarker for Timing and Prognosis iERM.	Mario Romano
08:36 - 08:44	Discussion.	

F02, Pediatric Retina I

Time: 08:45 - 09:45

Moderator: Sulaiman Alsulaiman**Panel:** Ehab El-rayes, Shunji Kusaka, Sengul Ozdek.

08:45 - 08:51	Surgery for Stage 4 ROP - Indications, Timing, Technique, Long Term Results.	Shunji Kusaka
08:51 - 09:57	ROP Related Late RRD.	Sengul Ozdek
08:57 - 09:03	Lens Sparing Vitrectomy in Stage 4 ROP.	Mangat Dogra
09:03 - 09:09	Surgery for Stage 5 ROP.	Ahmed Habib
09:09 - 09:15	Vitrectomy for Eyes with Retinal Detachment Associated with Morning Glory Syndrome.	Shunji Kusaka
09:15 - 09:21	PVR in Children , How to Avoid and Manage.	Ehab El-rayes
09:21 - 09:27	An Extraordinary Cause of Infantile RD: Myopic Macular Hole.	Sengul Ozdek
09:27 - 09:33	Unusual Culprit for Pediatric Ischemic Vitreoretinopathy.	Sulaiman Alsulaiman
09:33 - 09:45	Discussion.	



F03, Bayer Symposium

Time: 09:45 - 10:00

09:45 - 10:00 | The Gre8er is here!

| Chirag Jhaveri

F04, AMD I

Time: 10:12 - 11:00

Moderator: Magdy Moussa**Panel:** Adnan Tufail, Winfried Amoaku.

10:00 - 10:06	Non-complement Treatment Approaches for GA.
10:06 - 10:12	AMD Mimicking Conditions.
10:12 - 10:18	Polypoidal Choroidal Vasculopathy Updates on Imaging and Management.
10:18 - 10:24	Double Pathology: Double Trouble.
10:24 - 10:30	Save Sight Longer in Dry AMD Patients.
10:30 - 10:36	Correlation Between C-Reactive Protein and Lipid Analytes in Dry Age-Related Macular Degeneration: A Retrospective Study.
10:36 - 10:42	Angiopoeitin-2 in Retinal Disease.
10:42 - 10:48	Automated Retinal Fluid Identification in Real-world Management of Retinal Vascular Diseases using Fluid Monitor.
10:48 - 11:00	Discussion

Adnan Tufail
Karim Raafat
Gemmy Cheung
Magdy Moussa
Winfried Amoaku
Reyadh Khalid Albeladi
Nancy Holekamp
Bilal Haj Najeeb

Lunch Break

Time: 11:00 - 13:00



F05, RetinAvengers

Time: 13:00 - 14:00

Organizer: Mohammad Alhazzazi**Panel:** Khalid Alsabti, Stratos Gotzaridis, Ahmed Sallam, Mario Romano, Sengul Ozdek, Tamer Mahmoud, Flavio Rezende, Faisal Fayyad, Suliman Alsulaiman, Ehab El-rayes.

F06, Opening Ceremony

Time: 14:00 - 14:30

F07, Keynote Speakers Session (10 min: 8 min lecture, 2 min discussion)

Moderators: Saad Waheb

14:30 - 14:40	Macular holes: 2014-2024. Evolution!
14:40 - 14:50	Emerging Trends in Rhegmatogenous Retinal Detachment.
14:50 - 15:00	Impact of Anti-VEGF on DR Progression.
15:00 - 15:10	Cellular Origin of the Myofibroblast Population in Proliferative Vitreoretinal Disorders.
15:10 - 15:20	Uveal Melanoma. Am I Cured yet?

Tamer Mahmoud
Rajeev Muni
Adnan Tufail
Ahmed Abu Elasarar
Arun Singh

F08, Advances in Retina

Time: 15:20 - 15:56

Moderator: Adnan Tufail**Panel:** Lukan Mishev, Abdullah A. AlQahtani.

15:20 - 15:26	Validation of AI for Diabetic Retinopathy Screening.
15:26 - 15:32	Use of Smartphone with Offline AI to Screen Diabetic Retinopathy.
15:32 - 15:38	Ngenuity 3D digital Filtering in Posterior Segment Surgery.
15:38 - 15:44	Why is 27G PPV the Best ?
15:44 - 15:50	3D Surgery for PDR.
15:50 - 15:56	Discussion.

Felipe Scala
Sundaram Natarajan
Lukan Mishev
Felipe Scala
Sundaram Natarajan

Coffee Break

Time: 15:56 - 16:16

Alcon

F09, Alcon Symposium

Time: 16:16 - 16:36

16:16 - 16:26

Hypervit cutting speed and design matters.

Sandro Di Simplicio

16:26 - 16:36

NGenuity Going beyond the limits of analog visualization.

Lukan Mishev

F10, When Anterior Meets Posterior

Time: 16:36 - 18:00

Moderator: Stratos Gotzaridis

Panel: Sandro Di Simplicio, Felipe Scala, Ahmed Sallam, Adel AlAkeely.

16:36 - 16:42

Scleral Fixated Carlevalle Intraocular Lens: The Ultimate Solution.

Stratos Gotzaridis

16:42 - 16:48

Miniature Implantable Telescope: The New Generation.

Felipe Scala

16:48 - 16:54

Diabetic Macular Edema and Cataract Surgery.

Mangat Dogra

16:54 - 17:00

Options to Correct Aphakia.

Felipe Scala

17:00 - 17:06

Surgical Treatment of Advanced AMD with the Implant of a Telescopic IOL.

Sandro Di Simplicio

17:06 - 17:12

Dropped Nuclear Fragments Management.

Ahmed Sallam

17:12 - 17:18

Management of the Post Glaucoma Surgery Hypotony.

Stratos Gotzaridis

17:18 - 17:24

Heads up Surgery - What is New.

Sundaram Natarajan

17:24 - 17:30

Heads Up Display in Four Points Scleral Fixation Gor-tex.

Adel AlAkeely

17:30 - 17:36

Surgical Treatment of Advanced AMD with the Implant of a Telescopic IOL.

Sandro Di Simplicio

17:36 - 17:42

Retinal Complications Following Cataract Surgery in Short Eyes.

Nicola Ghazi

17:42 - 18:00

Discussion

HALL B

SRS Workshops

W-F1, Basic Vitrectomy Course

Time: 08:00 - 09:50

Moderators: Mohamed Abdulkareem

Speakers: Ahmed Algethami, Saleh Alshehri, Faisal S. AlQahtani, Mohammed Al-Falah, Rayan Al-Shareef, Mohamed Abdulkareem, Amro Abukhashabah, Abdulrahman Badawi.

W-F2, Pneumatic Retinopexy

Time: 10:00 - 11:00

Moderators: Rajeev Muni

Speakers: Rajeev Muni, Mohammed Al-Falah, Hatim Batwi, Mahmoud AlRabiah.

W-F3, OCT Angiography

Time: 15:20 - 16:20

Moderators: Abdulrahman Albloushi

Speakers: Sawsan Nowilaty.

W-F4, COURSE: How to publish in a peer reviewed retina journal?

Time: 16:30 - 17:30

Moderators: Fatemeh Heidary

Speakers: Fatemeh Heidary, Reza Gharebaghi.

SRS MAIN PROGRAM - DAY 3

Saturday 9 March 2024

S01, Ocular Oncology

Time: 08:00 - 09:08

Moderator: Yahya Alzahrani**Panel:** Arun Singh, Hany Hamza, Hussain Khaqan.

08:00 - 08:06	Group E Retinoblastoma: Significance and Implications.	Arun Singh
08:06 - 08:12	Intravitreal Chemotherapy for Retinoblastoma.	Yahya Alzahrani
08:12 - 08:18	Outcomes of Local Chemotherapy for Retinoblastoma; IAC, Intravitreal & Intracameral.	Hussain Khaqan
08:18 - 08:24	Management of Radiation Retinopathy : Need a Trial to Find Out.	Arun Singh
08:24 - 08:30	Resection of Choroidal Melanoma : Indications and Technique.	Hany Hamza
08:30 - 08:36	Venous-air Embolism and Perfluorocarbon Syndrome in Uveal Melanoma Endoresection: Prevention and Treatment.	Mario Romano
08:36 - 08:42	Intraocular Lymphoma: Simplified Approach to Management.	Arun Singh
08:42 - 08:48	Management of Retinal Hemangioblastoma.	Abdullah S. AlQahtani
08:48 - 08:54	Unmasking the Mimic : RPE Adenoma's Diagnostic Dilemma with Choroidal Melanoma.	Hany Hamza
08:54 - 09:08	Discussion.	

S02, Retinal Detachment II

Time: 09:10 - 09:40

Moderator: Rajeev Muni**Panel:** Remzi Avci, Mohammad AlFalah.

09:10 - 09:16	Pneumatic Retinopexy: The Toronto Technique.	Rajeev Muni
09:16 - 09:22	Primary Vitrectomy Versus Pneumatic Retinopexy in Primary Retinal Detachment Surgery in Patients with Retinal Breaks Above the 8 and 4-o'clock Meridians.	Remzi Avci
09:22 - 09:28	Pneumatic Retinopexy for Rhegmatogenous Retinal Detachment Associated with Giant Retinal Tears: Technique and Outcomes.	Mohammad AlFalah
09:28 - 09:34	Extreme Pneumatics.	Rajeev Muni
09:34 - 09:40	Discussion	

Coffee Break

Time: 09:40 - 10:00

Roche

S03, Roche Symposium

Time: 10:00 - 10:15

10:00 - 10:15 | New Era in Approaching DME and nAMD | Nancy HOLEKAMP

S04, Pediatric Retina II

Time: 10:15 - 11:19

Moderator: Sengul Ozdek**Panel:** Shunji Kusaka, Ahmed Habib, Sulaiman Alsulaiman, Hany Hamza.

10:15 - 10:21	Pediatric Retinal Surgery.	Mangat Dogra
10:21 - 10:27	The Mystery of Subfoveal nodule in Coats disease.	Sengul Ozdek
10:15 - 10:21	Pediatric Retinal Surgery.	Mangat Dogra

10:21 - 10:27	The Mystery of Subfoveal nodule in Coats disease.	Sengul Ozdek
10:27 - 10:33	Surgical Management of Exudative Retinal Detachment in Coats Disease.	Faisal Fayyad
10:33 - 10:39	Surgical Treatment for Severe Coats Disease – AWhen and How?	Shunji Kusaka
10:39 - 10:45	PFV: Whole Spectrum.	Sengul Ozdek
10:45 - 10:51	Unveiling the Pearls of Managing FEVR: A Strategic Approach.	Hany Hamza
10:51 - 10:57	Retinal Detachment Following Pediatric Glaucoma Surgery.	Abdulrahman Alzaid
10:57 - 11:03	Clearing the Path : Vitrectomy as a Viable Solution for Bullous X- linked Retinoschisis.	Hany Hamza
11:03 - 11:20	Discussion.	

S05, Diabetic Eye Disease

Time: 11:20 - 11:56

Moderator: Nancy Holekamp

Panel: Karim Raafat, Abdulrahman AlBloushi.

11:20 - 11:26	Detection of Subclinical Neovascularization in Treated Proliferative Diabetic Retinopathy Using Optical Coherence Tomography Angiography	Abdulrahman AlBloushi
11:26 - 11:32	DME Biomarkers from Yosemite and Rhine Clinical Trials	Nancy Holekamp
11:32 - 11:38	DME Biomarker: Role of Multi Modal Imaging	Karim Raafat
11:38 - 11:44	Progress in the Treatment of PDR: This Would Include our Experience with Postoperative Methotrexate Injections and Intraoperative FA	Alan Franklin
11:44 - 11:50	Real World Cases of Faricimab	Nancy Holekamp
11:50 - 11:56	Discussion	

Lunch Break

Time: 11:56 - 13:00

S06, How Do I Do It

Time: 13:00 - 13:45

Moderator: Ehab El-Rayes

Panel: Mohammad Alhazzazi, Shunji Kusaka, Saad Waheb, Faisal Fayyad, Mario Romano, Tamer Mahmoud, Stratos Gotzaridis, Hassan Aldhibi.

S07, Gene Therapies and Advance Therapeutic Approaches

Time: 13:46 - 14:50

Moderator: Alan Franklin

Panel: Tamer Mahmoud, Nancy Holekamp.

13:46 - 13:52	Emerging Treatments for Retinal Disease, Complement Inhibitors, New Anti-VEGF, Gene Therapy.	Alan Franklin
13:52 - 13:58	Gene Therapy for Inherited Retinal Degeneration- Where Are We.	Sundaram Natarajan
13:58 - 14:04	Nano Subretinal Approach to Retinal Diseases.	Tamer Mahmoud
14:04 - 14:10	Our Experience with Luxturna Gene Therapy. Case Series .	Nicola Ghazi
14:10 - 14:16	Suprachoroidal Drug and Gene Delivery.	Ehab El-Rayes
14:16 - 14:22	The Story of the PDS.	Nancy Holekamp
14:22 - 14:28	Exudative Non-Neovascular Age Related Macular Degeneration (Two Mystery Cases).	Mangat Dogra
14:28 - 14:34	Non-Exudative Silent Macular Neovascularization.	Karim Raafat
14:34 - 14:40	Reticular Pseudodrusen New Findings.	Adnan Tufail
14:40 - 14:46	Real World Studies of Faricimab.	Nancy Holekamp
14:46 - 14:50	Discussion.	

S08, VR Surgical Video (5 min: 3min video, 2 min discussion)**Time: 14:50 - 15:20****Moderator:** Mohamed Tawfik**Panel:** Faisal Saeed Alqahtani, Abdulrahman Alzaid, Hussein Almuhtaseb.

14:50 - 14:56	Double Macular Hole.	Mohamed Tawfik
14:56 - 15:02	Combined Implantation of Artificial Iris with SF IOL.	Hussein Almuhtaseb
15:02 - 15:08	Cartage Assisted Double Flanged Technique.	Mohamed Hashem
15:08 - 15:14	Proliferative retinopathy with tractional retinal detachment associated with beta thalassemia minor.	Faisal Alqahtani
15:14 - 15:20	PVR Management (A comprehensive Video Based Plan for Different Situations).	Ahmed Habib

Coffee Break**Time: 15:20 - 15:45****S09, Mystery cases I 3 mins case, 2 mins discussion****Time: 15:45 - 16:15****Moderator:** Gemmy Cheung**Panel:** Adnan Tufail, Nicola Ghazi, Sawsan Nowilaty.

15:45 - 15:50	Mystery Case 1	Adnan Tufail
15:50 - 15:55	Mystery Case 2	Nicola Ghazi
15:55 - 16:00	Mystery Case 3	Magdy Moussa
16:00 - 16:05	Mystery Case 4	Sawsan Nowilaty
16:05 - 16:10	Mystery Case 5	Gemmy Cheung
16:10 - 16:15	Mystery Case 6	Magdy Moussa

S10, Retinal Detachment III**Time: 16:15 - 17:40****Moderator:** Remzi Avci**Panel:** Khalid Alsabti, Karsten Klabe, Essam Alharthi.

16:15 - 16:21	Morphological Changes in Rhegmatogenous Retinal Detachment.	Rajeev Muni
16:21 - 16:27	Retinal Detachment Failure.	Ahmed Sallam
16:27 - 16:33	Tamponade Choice in Primary Fresh Retinal Detachment Surgery; Silicone Oil or Gas?	Remzi Avci
16:33 - 16:39	The Use of Blue Dye to Identify Non-visible Retinal Brakes in Selected Cases of RRD.	Khalid Alsabti
16:39 - 16:45	PVR in RRD : Real Life Surgical Management Techniques.	Hussain Khaqan
16:45 - 16:51	Giant Retinal Tears with PVR	Faisal Fayyad
16:51 - 16:57	Retinectomy: Is it a Retina Saving Procedure or a Hopeless Destructive Procedure. A Question to be Answered.	Ashraf Shaarawy
16:57 - 17:03	The Role of Retinectomy in Chronic Hypotonia.	Remzi Avci
17:03 - 17:09	Retinal Detachment After Previous Lens Surgery.	Karsten Klabe
17:09 - 17:15	Sclopetaria Associated Retinal Pathology.	Tatyana Avanesova
17:15 - 17:21	Epiretinal Tissue Preserving Temporal Inverted ILM Flap Technique for the Treatment of Lamellar Macular Holes With Epi-Retinal Proliferation.	Remzi Avci
17:21 - 17:27	Prevalence of peripheral retinal degenerations in normal Saudi subjects.	Saleh AlAmro
17:27 - 17:33	Vitrectomy for endophthalmitis.	Saad Waheeb
17:33 - 17:40	Discussion.	

THIS IS STABILITY



This is

HYPEROVIT™
DUAL BLADE VITRECTOMY PROBE

Designed to:

- ‡ Enhance stability with a continuously open port and CONSTELLATION® Vision System's IOP compensation^{1,2}
- ‡ Reduce pulsatile traction with 20 000 cuts per minute using 25+* gauge probe^{3,*}
- ‡ Improve vitreous flow⁴
- ‡ Enable closer access to tissue plane with beveled tip⁵

*At similar single-blade flow rates.

©Alcon Inc. 02/24 SA-25P-2400001 2024



Alcon

SRS Posters & Videos Presentations

Abdulaziz AlOtaibi

Cerebral autosomal-dominant arteriopathy with subcortical infarcts and leukoencephalopathy presenting with branch retinal vein occlusion successively treated with anti-VEGF: A case report and literature review.

Abdulelah Abumohssin

Masquerade of leukemic infiltration with cerebral sinus venous thrombosis causing papilledema by asparaginase therapy.

Abdulelah Abumohssin

Preterm assessment at birth and its association with the development of retinopathy of prematurity: a tertiary care center experience.

Abdullah AlMulla

A Unique Case of Focal Choroidal Excavation Illustrated with Multimodal Imaging.

Abdullah AlTalhi

Endophthalmitis after intravitreal dexamethasone implant injection: How do these cases present?

Abdulmajeed AlKhathami

Bilateral Exudative Retinal Detachment in Pre-Eclampsia: A Case Report and Review of The Literature.

Abdulrahman AlHarbi

A survey on the management strategies for diabetic retinopathy among Retinal physicians in Saudi Arabia.

Abdulrahman AlKaff

Therapeutic Plasma Exchange for Refractory Lupus Chorioretinopathy: A Case Report.

Abdulrhman AlSaggaf

Unilateral Congenital Lenticular Pigmentation.

Ali AlHalafi

Artificial Intelligence use in Retinal Manifestations of systemic diseases.

Ali AlKhabbaz

A case of a novel autosomal dominant KIF 11 mutation with ophthalmic findings and imaging studies.

Amal Al Aliyani

Choroidal thickness profile in healthy eyes of adult Omani population: a cross-sectional, descriptive clinical Study.

Arwa AlAmri

The perception of diabetics in Saudi Arabia about complications of diabetes in the eyes 2023.

Asaad Ghanem

Intravitreal Injection of Ranibizumab in Macular Edema Secondary to Retinal Vein Occlusion.

Esraa Ahmed Basalem

Optic disc parameters in healthy Saudi children.

Fai Mahrous

Unexpected visual loss associated with the use and removal of intraocular silicone oil.

Hassan AlHashim

X-linked fovea hypoplasia.

Hissah AlTurki

Effects of Ozurdex Implant on Intraocular Pressure After Injection in a Tertiary Hospital in Saudi Arabia.

Jinan Alhamad

Atypical age presentation of Familial Exudative Vitreoretinopathy mimicking Persistent fetal vasculature in Saudi Arabia.

Jumanah Homsy

Prophylactic regimens for the prevention of pseudophakic cystoid macular edema: systematic review and meta-analysis.

Khawlah AlDehailan

Factors Influencing Patients In Choosing Their Ophthalmic Surgeon, Kingdom Of Saudi Arabia.

Lojain AzizAlrahman

Peripapillary pachychoroid syndrome successfully treated with topical prednisolone drops.

Loujen AlAmoudi

Retinal Involvement in COVID19- Patients: A Case Report and Literature Review.

Mahdi AlMubarak

Advanced Eales' Disease With Neovascular Glaucoma at First Presentation.

Maram Alenazi

Optic Pit Maculopathy treated with Human Amniotic membrane Patch: case series Study.

Mohamed Eid

Can electroretinography (ERG) be patient and user friendly - my 1 year experience.

Mohammad Refaat

Intraretinal lymphoma secondary to a rare breast lymphoma.

Nada Taher

The Efficacy and Safety of Prophylactic Agents in the Prevention of Retinopathy of Prematurity: A Systematic Review and Meta-analysis.

Naif AlMufarriji

Safety and efficacy of combination therapy with anti-vascular endothelial growth factor and laser for retinopathy of prematurity: A systematic review and meta-analysis.

Rabab AlJayani

Suspected Enhanced S-Cone Syndrome: A Case Report.

Rahaf Mandura

Prevalence and Associated Risk Factors of Age- Related Macular Degeneration in the Retina Clinic at a Tertiary Center in Makkah Province, Saudi Arabia: A Retrospective Record Review.

Rana AlOjair

Idiopathic Peripapillary choroidal neovascular membrane: A Case Report.

Reema AlGhoribi

Posterior Retina Injury by Direct Needle Contact During Intravitreal Injection Resulting in Rhegmatogenous Retinal Detachment (RRD): A Case Report.

Renad AlSubaie

Performance of ChatGPT and Google BARD on Board-style Ophthalmology Multiple-Choice Questions.

Rozan AlGhamdi

Are moderate and late preterm infants prone to severe Retinopathy of prematurity? Experience at a tertiary hospital in Jeddah.

Saad AlHajeri

Management of acute central serous chorioretinopathy: A systematic review and meta-analysis.

Sarah AlGhamdi

Modified internal limiting membrane flap techniques versus classic inverted internal limiting membrane flap technique for large macular holes: A systematic review and meta-analysis of randomized controlled trials.

Sarah AlSwayed

Ocular findings in the evaluation of abusive head trauma in children.

Shahad AlMasoudi

Ocular side effects of chronic amiodarone use: a case report.

Shog AlAhmed

Inflammatory Eye Diseases and Central Nervous System Involvement in the Saudi Arabian population: A Cross-Sectional Analysis.

Waleed AlShehri

Safety and Efficacy of Photodynamic Therapy in the Treatment of Circumscribed Choroidal Hemangioma: A Systematic Review.

Waleed Batais

Efficacy and Safety of Prophylactic Agents in Prevention for Retinopathy of Prematurity: A Systematic Review and Meta-analysis.

Waleed Khayyat

Combined Central Retinal Vein Occlusion and Cilioretinal Artery Occlusion as the Initial Presentation of Frosted Branch Angiitis; Case Report and Literature Review.

Zainab Gommsani

Clinical Evaluation of the Total protein and Globulin for Prediction of inflammation in patients with Dry Age-Related Macular Degeneration (AMD): A retrospectively study.

Faisal AlQahtani

- A surgical technique of refixation PMMA Tinted IOL by Gore Tex Suture.
- TRD PDR in B-thalasemia.

Hussein AlMuhtaseb

Combined Implantation of Artificial Iris with SF IOL.

Mohamed Hashem

- Modified Yamani technique for correction of aphakia.
- Large foreign body, new idea.
- Cartage Assisted Double Flanged Technique.

Mohamed Noor

Bimanual IOFB removal a safe way.

Mohammad Refaat

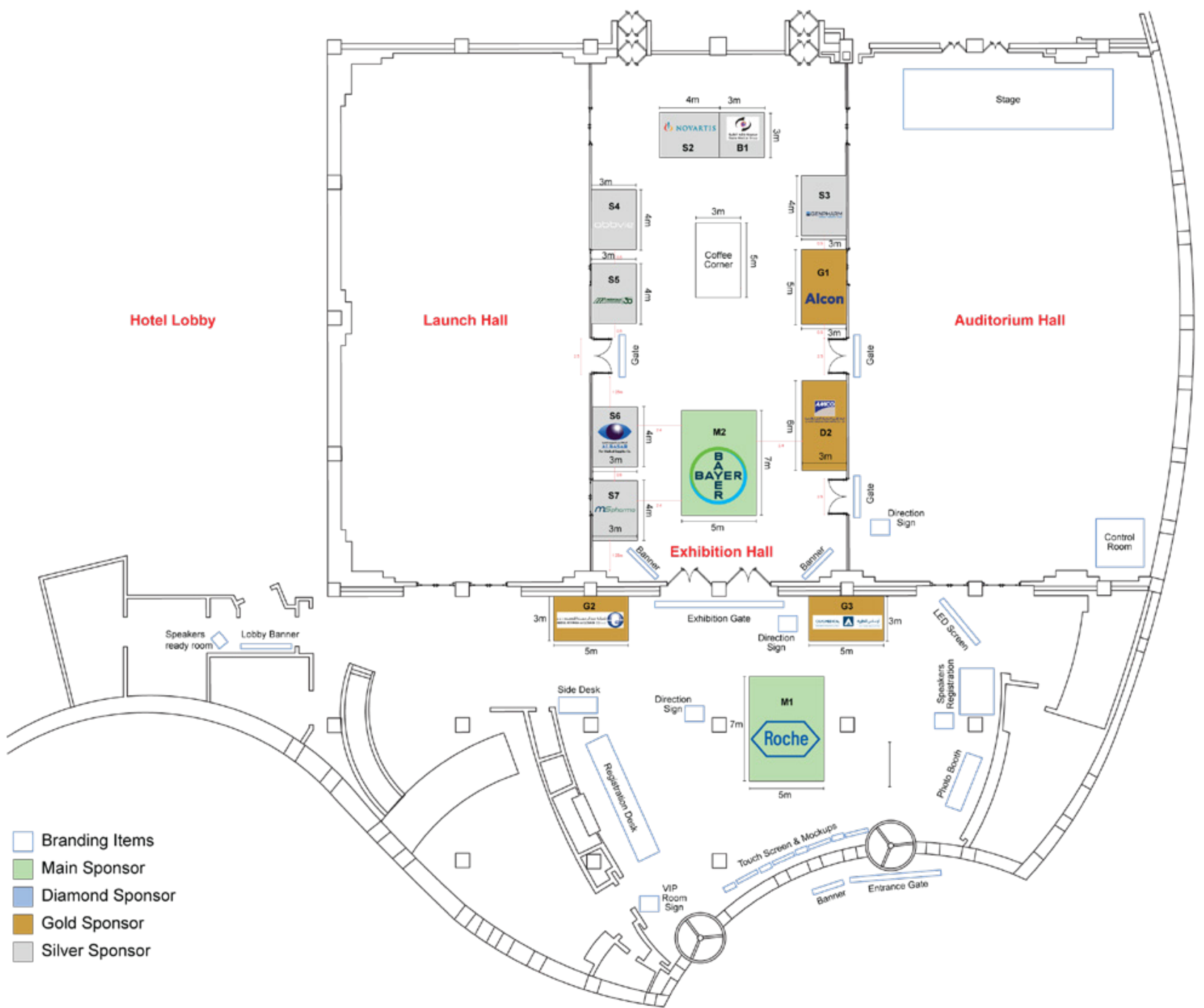
- A PVR case: role of soft tip cannulae, extended ILM peeling and PFC in clearance.
- The serious strand: when to suspect a tough strand with anomalous one point retinal attachment in diabetic vitrectomy.



WiFi access

Username: JWMARRIOTT_CONFERENCE
PASSWOR: RUHJW

SRS Symposium Floor Plan



Sponsors

Main Sponsor



Gold Sponsor



شركة الأمين للتجهيزات الطبية والعلمية
Al Amin Medical Instruments Co. Ltd.

Silver Sponsor



شركة البصر للتجهيزات الطبية
ALBASAR
For Medical Supplies Co.

SRS

